

**Agence Japonaise de Coopération  
Internationale**

**Ministère du Développement  
Agricole**

## **Etude de Développement des Oasis Sahéliennes en République du Niger (EDOS)**

Jagoran Tafiyar da ayyukan noman shinkafa

( iri na NERICA )



# **Support de Formation sur la conduite de la riziculture**

**Pour les exploitants**

**Octobre 2007**

**Agence Japonaise des Ressources Vertes (J-Green)**

**Elaboré par l'INRAN dans un cadre contractuel signé avec EDOS**

## Abin da ke ciki

Gabatarwar farko	3
Gabatarwa	4
Mine ne NERICA?	5
Neman bayanai bisa noman shinkafa	6
Tahiyar da noman shinkafar irin NERICA	7
<b>Fangali</b>	<b>7</b>
Noma	7
Daidaita kwancin hili	7
Gina wurin shibka	8
Sanya irin shibka cikin fangali	8
Taki cikin fangali	9
Ban ruwa cikin fangali	9
<b>Gonar shinkafa</b>	
Noman gonar shinkafa	10
Ginar madatsar ruwa	10
Caɓo da daidaita hili	10
Takin cikin ƙasa	11
dibar irin dashe	11
Dasawa	12
Ban ruwa cikin gonar shinkafa	12
Takin tattalin dashe	13
Kokowa da miyagun hakukuwa	13
Yanka	14
Bugun shinkafa da shanya ta	14
Shifa	15
Sanya shinkafa cikin buhunna da kimshe	15
Hidda kwabsa	16
Abubuwa masu addabar shinkafa da hanyoyin yaƙar su	17
Kwari	17
Cututtuka	18
Miyagun hakukuwa	19
Tsarin littattafai	20

## **Gabatarwar farko**

Wannan littafin, jagora ne ga manoman irin shinkafa ta NERICA a cikin kwari.

Gurin da ake son cin ma a nan, shi ne na karfafa husa'o'in noman shinkafa cikin guraben ruwa, masamman ma na irin shinkafar NERICA don bunkasa amfanin noman shinkafa a kasar Nijar.

An wallafa wannan littafin tare da tallafin kuɗi daga EDOS da JICA.

Muna jan hankalin waɗanda aka yi wanga littafin saboda su, don su yi amfani da shi sosai.

Sa- hannu :

Dr SIDO Y. Amir  
Jami'in zaɓen irin shinkafa  
Shugaban sashen noman ban  
ruwa INRAN  
Nijar

## Gabatarwa

A Nijar, a fuskar samun amfani da yawan hilayen, noman shinkafa ne na uku bayan hatsi da dawa. Amma, shinkafar da ake nomawa a cikin ƙasa, kashi 1 ne kadai bisa 3 na buƙatun al'umma, duk da an kimanta ta a kann tan 70000.

Bunƙasa noman shinkafa ta hanyar ban ruwa, yana bada damar rage tsananin noman sauran cimaka da ake yi, kuma yana bada damar ɗaukar wasu matakan kokowa da ƙarancin abinci a cikin Afirika ta yamma, masamman a ƙasar Nijar.

Sabon iri na shinkafar NERICA da aka binciko saboda nahiyar Afirika, irin da ya dace a cikin yanayi daban daban ( na ruwan sama, da na kwari, da na ban ruwa ), hanya ce ta ƙara samar da irin shinkafa, da kuma bunƙasa noman shinkafa a Afirika.

Wannan sabuwar husa'ar da aka kawo kuma aka yada a cikin ƙasar Nijar, masamman ma a cikin yankuna inda EDOS da JICA suke aikin kawo taimako, za ya taimakawa sosai wajen kyautata halin rayuwar al'umma.

## Mine ne NERICA?

Iri biyu na shinkafa masu matsalolin da ke rage bunkasarsu

- Iri shinkafar Aziya ( *Oryza Sativa*) da irin shinkafar Afirika(*Oriza glaberrima*).
- Masu binci suka yi niyyar hada irin biyu( da *O. glaberrima*, da *O. Sativa*).
- NERICA = *Oryza sativa* x *Oryza glaberrima*

## Neman bayanai bisa aikin noman shinkafa

Neman cikakkun bayanai, shi ne mataki na farko da ya kamata a **ɗauka idan** ya zamanto ana sabon shiga cikin aikin noman shinkafa.

Ba shakka, an hi samun cikakkun bayanai diman a wurin sassan ma'aikatun gwamnati wadanda suka ƙware kan wannan fannin; kamar ma'aikatun aikin gona na garuruwa da na jahohi, da cibiyoyin jahohi na bincike kan fannin noma, da sauran su.

Bayanan farko, su ne da suka shafi:

- Halin da ƙasar take ciki ( idan ta dace ko ba ta dace ga noman shinkafa ba);
- Wadatattun ruwa;
- Ire-iren shinkafar da suka dace da yankin, kuma da halin samun su.

Ana ba da mahimmiyar sa-hanya ga duk mai son yin noman shinkafa, ya nemi wadanga bayanan uku(3) da aka zana a wurin sassan ma'aikatun aikin gona na ƙasa.

## Tafiyar da noman irin shinkafar NERICA

### Fangali( wurin d̄ibar dashe)

#### Noma

- Don kawo sarari cikin kananan fangalai, sau biyu ake noman su da zurhin santimetir 15 zuwa 20.

- Ana iya yin noman kalme, ko noman shanu (wanda aka fi yi a Nijar ), ko da wani inji.



Noman kalme



Noman shanu

#### Daidaita kwancin hili

Farfashe manyan dunkullan kasa ake yi don hilin ya daidaita da kyau. Ga wanga aikin, an fi yin amfani da kalme mai dogon mariki (na ice ), da mashari( ko manjangara).



Daidaita kwancin hili

## Gina wurin shibka

- Ramu ne ake yi masu faɗin santimetir 50 zuwa 60, da zurfi santimetir 10 zuwa 15, da kuma santimetir 100 tsakani
- daidaita ramun, su zama ir
- a sanya takin gargajiya da na zamani,
- a nome, kuma a daidaita kwancin hilin



Gina wurin shibka

## Sanya irin shibka cikin fangali

- Ana watsa shi cikin hilin da aka nome, kuma aka daidaita kwancin
- yawanci, kilo 35 zuwa 40 ne ga kowace eka



Sanya iri cikin fangali.



## Taki cikin fangali

- Kilo 1 na takin gargajiya, da garam 53 na takin zamani cikin faɗin metir 1
- ana sauran kwana 3 kahin yin dashen, sai a sanya garam 7 na takin masana'antu cikin faɗin metir 1 don karfafa sayun, da gaggauta kamawarsu



**Takin gargajiya**



**Takin ma'adinai**

## Ban ruwa cikin fangali

- Bayan an sanya irin, a riƙa yin ban ruwa sau 2 kowace rana
- Ga kowane ban ruwa, ana zuba milimetir 7 zuwa 10 na ruwan
  - √ Fusa'o'in da ake yin amfani da su, iri-iri ne. Ana iya yin ban ruwan fanho, ko na bututu, kuma da hanyar gwalalo
  - √ Fusa'o'in biyu na farko sun fi inganci.



**Ban rowan fanho**



**Ban ruwan bututu**



**Ban ruwan gwalalo**

## Gonar shinkafa

### Noman gonar shinkafa

- Tunda kasar duddulalla ce, kuma da tauri, sai an bari ruwan sama na ban ruwa sun jika ta sosai,
- a baza takin na cikin kasa
- a yi saurin nomewa tare da wargaje dunnukan



Noman kalme



Noman gonar shinkafa

## Gina madatsun ruwa

Ana yin madatsun ruwa don kare gonakin shinkafa ga ambaliyar ruwa. Ana yin madatsun ruwan manya ko kanana dangane da karfin ambaliyar. Banda haka, ana kara yin makwararar ruwa saboda ban ruwan gonakin, ko a yi sagi don rage ruwan.

## Maida wurin cado da daidaita kwancinshi

- Cado yana sulhunta aikin shibka dashen, kuma yana sanya dashe ya kama, ya tashi da kyau,
- sai an daidaita kwancin hilin, san nan a yi dashen; ana iya shan milimetir 300 na ruwa.



Cado da daidaita hilin

## Taki na cikin kasa

Ana sanya takin cikin kasa daidai kahin a nome, ko a lokacin

- arfashe dunnukan kasa takin gargajiya: tan 2 ga eka 1 Takin hakukuwa: tan 10 ga eka 1 Takin zamani ( 15-15-15 ): kilo 100 ga eka 1

## ƙibar irin dashe

Sai an ƙebo irin dashen, kahin a yi dashen. Rana guda ake ƙibar da yin dashen.

Wurin ƙibar, a yi hankali da kurakurai kamar haka:

- Kar a ƙebo dashe da yawa gaba ɗaya don gudun lahanta su,
- kahin a yi ɗarmi-ɗarmi na dashen, sai an hidda kanana maras ƙwari da maras say
- a wanke kasar da ke ga sayun don sulhunta dasawar



ƙibar irin dashe

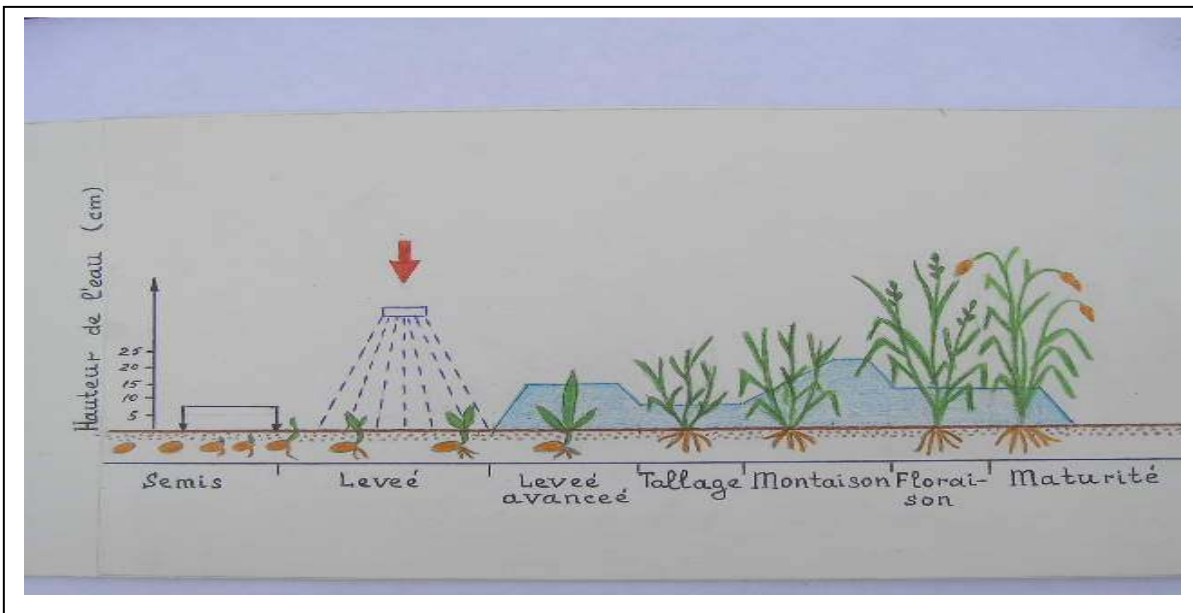
## Dasawa

- A dasa a cikin laka maras kabri sosai
- kar a sanya kananan dashe kwarai, kuma da wadanda suka dafɛ sosai ( masu kwana 20 zuwa 30 )
- a yi darmin dashe uku-uku, kuma a dasa su a jere, da santimetir 20 tsakanin su



Dasa shinkafa

## Ban ruwa cikin gonar shinkafa



## Ban ruwa cikin gonar shinkafa

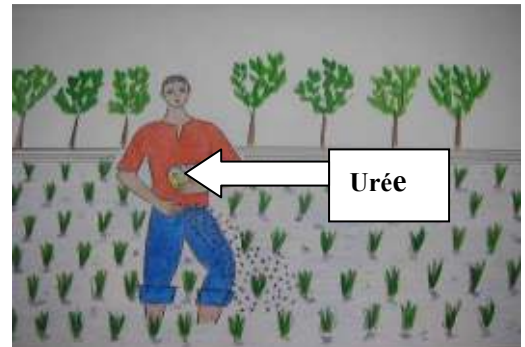
Adadan santimetir ɗin, suna nuna hawan ruwa daga santimetir 2 darabi a lokacin dashe, zuwa santimetir 15 a lokacin da shibkar ta hau kara. A lokacin hawan kara da hure, ana bukatar santimetir 10 na hawan ruwa. A lokacin yanka, rowan suna sabka daga santimetir 2har kwahewarsu.

Bayan an sanya dashen shinkafar, a bari su nitsu cikin ruwa masu zurhi har tsawon kwana 3; kwana 20 kahin hitowar zangarnu, sai a sa masu ruwan da ba su cika zurhi ba. San nan, kwana 3 zuwa 5 kahin ɗibar amfanin, sai a riƙa yin ban ruwa sau 2 ko sau 3 na ruwa kalilan..

## Takin tattalin dashe

- kilo 20 na takin masana'antu ga eka 1,
- kilo 10 ga eka 1 a lokacin da zangarniya ta hito ko'ina

takin masana'antu



Takin tattali cikin gonar shinkafa

***Dole ne a sanya ma shinkafa takin tattali. Rishin shi isashe yana sanya dashen ya dawki launin masara;to sai a yi sauri a sanya takin masana'antu.***

## Kokowa da miyagun hakukuwa

- cira da hannuwa Da hannuwa ne ake yin cihar. Kwana 10 bayan dashe ake yin cira ta farko
- cira ta hanyar magani na kimiya yin amfani da magani na kimiya kamar Londax, garam 80 ne maganin ga eka 1, ta hanyar watsa dashe-dashi

Tunda masu yin aikin shinkafar, yan koyo ne, muna ba da shawarar a yi cira da hannu.



Cira da hannuwa



Cira ta hanyar magani kimiya.



## Yanka

- Da lauje ake yin yankan; gindi 3 zuwa 5 ake yankowa daidai tsawon santimetir 5 zuwa 1
- ana gane kosawar shinkafar in kashi 80 cikin 100 na kananan kwayoyin da ke cikin zangarnun sun rage launi.



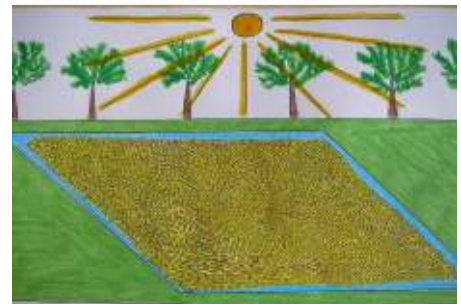
**Yankan shinkafa**

## Bugun shinkafa da shanya ta

- yana sanyawa a raba tsaba da hakukuwa
- yawanci a bisa tano ne ake bugun
- bayan an buge, sai a shanya tsabar don ta bushe ga rana cikin tsawon awa 2 zuwa 3, tare da ana yamutsa tsabar lokaci zuwa lokaci.
- Bayan haka kuma, sai a shanya tsabar a cikin inwa mai dan damshi kafan.



**Bugun shinkafa**



**Shanyar shinkafa**

## Shifa


- tana sawa a hidda tsabar da ba ta kosa ba, ko wanda ta lalace, da wasu abubuwa kamar kwari, da tsakuwa,..
- ya kamata a yi shifakar a bisa wani tanti, kuma ga wani hili busasshe na gonar



**Shifakar shinkafa**

## Sanyawa cikin buhunna da kimshe

- A cikin buhunna ake sanya tsabar shinkafa
- An fi so a kimshe buhunnan shinkafar inda babu lema, kuma babu zahi.



**Sanya shinkafa cikin buhunna**



**Kimshen shinkafa**

Hidda kwabsa

**Hidda kwabsa, aiki ne na hiddo** *kwayar shinkafar daga cikin kokiyyar da take lullube ta. Ta haka ne ake samun shinkafar da ake ce ma«kargo». Daga nan sai kuma a kara raba kwayar da wasu fatoci masu tauri da suke rufe ta. A lokacin nan ne ake samun farar shinkafa.*

Shinkafar « paddy » : shinkafa ce mai kwabsa bayan an buga ta.

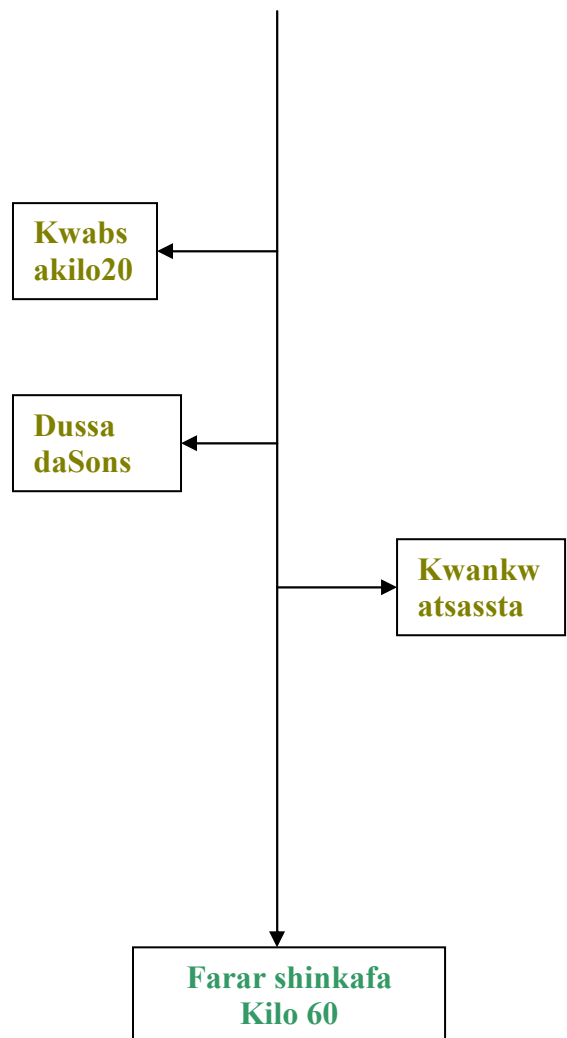
Shinkafa « kargo » : sussukakkar shinkafa ce bayan an fitar da kwabsar.

Farar shinkafa : shinkafa ce da ake samu bayan dukan ayyukan mashin. Ana cin ta haka.



**Sassan kwayar shinkafa«paddy»**

### Shinkafa mai kwabsa « paddy »



**Hidda kwabsar shinkafa**



# Abubuwa masu addabar shinkafa da hanyoyin yakar su

## I. Kwari

### Borers na karan shinkafa

#### ❑ Bannarsu

- ✓ hasara ta kashi 5 zuwa 10 bisa 100 tsutsotsi masu rarake karare, su cinye fatar shinkafa
- ✓ ko kwayar ta mutu, ko kan ya yi fari

#### ❑ kamannu

- ✓ kwayaye a gangame, masu launi masara
- ✓ tsutsotsi masu launin fari-farida tsawon milimetir 12 wasu masu launin kasa bisa karan shinkafa ko cikin kasa
- ✓ Batata karami mai maunin masara, mai fitowar dare

#### ❑ Yaki da su

- ✓ Toyewa ko binnewar abubuwan da suka yi saura bayan yanka
- ✓ Sanya magani kafin shigar tsutsar.
- ✓ Décis 12 EC 11 ga kowace eka, milimetir 200 cikin bututun ban ruwa mai daukar litir 15.
- ✓ Malatium 50 EC litir 1 da rabi ga kowace eka, mililitir 60 cikin bututun ban ruwa mai daukar litir 15 .
- ✓ Sanya garam 1000 na kwayoyin karate ga kowace eka.



### Farin kuda

#### ❑ Bannarshi

- ✓ shibka tana kekashewa  
Bushewar shibka a dalilin yawan cije-cijan kudan  
Matsala ga tashin shibkar

#### Kamannu

- ✓ Adulte minuscule
- ✓ Fararen kunnuwa
- ✓ Launin fari
  - ✓ kwayaye a bisa kowace fuska ta kunnuwan shibka
- Yayan tsutsa masu launin masara.

#### ❑ Yaki da kudan

- ✓ Sanya maganin kimiya (sinadari) mai tsada da wuya
- ✓ Malathion 50 EC , litir 1 da rabi ga kowace eka, kuma da Mililitir 60 a cikin litir 15 na ruwa  
A yi ma fangali magani



## II. Cututtuka

### Cuta mai sanya shinkafa daukar launin masara

#### ❑ Abin da ke kawo cutar

- ✓ RYMV da ke shiga daga hannu

#### ❑ Yaƙuwar cutar


Ko'ina a cikin kasar

#### ❑ Alamomin cutar

- ✓ Kunnuwa suna daukar launin masara
- ✓ Tsage- tsage masu launin masara maso tsanwa
- ✓ Tsimbirewar shibkar

#### ❑ Yaƙi da cutar

- ✓ Riga-kafi: «karbofuran»
  - ✓ diméthoate
  - ✓ tsabtaƙe magudanar ruwa
- sanya iri mai farko : WITA 8, IR 47686-15-1-1



### Yaushin kunnuwan shinkafa

#### ❑ waron da ke kawo shi

- ✓ *Xanthomonas oryzae*

#### ❑ Yaƙuwar

- ✓ Wuraren da suka hi taƙuwa : Toula, Saga, Bonféba, Diomona.

#### ❑ Alamomin cutar

- kuraje ko kumbirin kunnuwa mai maida su masara, san na
- ✓ Naƙewar kunnuwan tare da yaushi.

#### Yaƙi da cutar

- ✓ Sanya irin shinkafa mai farko, ingantacce

- ❑ Sanya magani ga irin : bretanol 45 garam 0,25 ga garam 100 na irin shibkar



### III. Miyagun hakukuwa

#### *Echinochloa colona*

##### **Kamannu**

- √ Na shekara zuwa shekara
- √ Miƙaƙƙun karare da ke hawa
- √ santimetir 30 zuwa 60 na tsawo
- √ sayu ga gaɓoɓin ƙasa



#### *Echinochloa stagnina*

##### **Kamannu**

- √ Na yau da kullum.
- √ Karare masu gwaɓi, masu tuwa-tuwo ciki; masu Tsawon metir 2. Miƙaƙƙun kunnuwa
- √ Suna kai tsawon santimetir 30, kuma suna matsewa daga asa.



## **Tsarin littatafai**

1. Abdoul Aziz Sy, Yacouba Séré (WARDA). Guide de formation en pathologie du riz. 1996, 94p
2. Anthony Y. et Joseph K. Elaboration de matériel didactique en matière d'agriculture. Guide de cours, WARDA 1996, 103p
3. Guide technique de l'agriculture. Document technique de la JGRC. Vol 6, 123p
4. INRAN. Guide de l'expérimentation en plein champ. 1988, 141p
5. Guide de Multiplication de semences. Coopération belge, projet Say-extension, 1997, 21p
6. FAVRE B et al. Propositions pour une politique rizicole au Niger. Rapport final IRAM, 2006, 193p
7. Fiches techniques culture de riz irrigué. Mission agricole de la République de chine.1996, 38 p.
8. Sakagami Jun-ichi. Etude de la zone rizicole traditionnelle au Niger. Rapport 1993, 33p+ annexes ;
9. SIDI A, Basso A et Halidou A. Inventaire et méthodes de lutte contre les principaux ennemis du riz dans les périmètres irrigués du Niger. 2006, 30p
10. SIDO Y. Caractéristiques et itinéraires techniques de la riziculture au Niger. Pôle régional de recherche sur les systèmes irrigués (PSI).1998, 16p
11. SIDO Amir. Rapport sur la production de riz au Niger.1998, 20p
12. SIDO Y.A et al. Introduction et évaluation des NERICA irrigués/bas fonds sur quelques périmètres irrigués au Niger. Rapport d'étude, 2006, 42p
13. Sie Moussa. Conduite de la riziculture irriguée et calendrier cultural. INERA, 1992, 11p.
14. WARDA. L'autoproduction améliorée. Une nouvelle approche de production de semences communautaires de riz, 42 p
15. WARDA, Guide de production de semences de riz par les paysans. 2000, 14p
16. WARDA. Towards News horizons. Annual report 2003-2004, 54p