

Jamhuriar Nijar

Ministan Gidan Gona

Ma'aikatar kasar japon ta hulfa da kasashen  
duniya (JICA)

Projen bincike bincike bisa bunƙasa gandari a cikin jamhuriar Nijar (EDOS)



**LITTAHIN BADA HORO BISA AIKI DA KAYAN BAN RUWA  
(PAMPO, INJIN JAN RUWA, BAN RUWA TARE DA AIKI DA BISA)**

Ma'aikatar japon ta bincike bisa kimiya noma a faɗin duniya (JIRCAS)

**Wallafawa :**

Ahmad ABUBACAR

*Watan octoba 2008*

**ABIN DA CIKI:**

<b>GABATARWA.....</b>	<b>2</b>
<b>I. GURIN DA LITTAHIN YA SA GABA DA ABUBUWAN DA AKE SON CI MA.....</b>	<b>3</b>
<b>II. KAYAN BAN RUWA .....</b>	<b>3</b>
<b>2.1. Takarkara da jan ruwatare da unfani da bisa .....</b>	<b>3</b>
2.1.1. <i>Bayani da yada ake ayki da Takarkara.....</i>	3
2.1.2. <i>Gyaran Takarkara .....</i>	4
2.1.3. <i>Unfani da matsalolin Takarkara.....</i>	4
2.1.4. <i>Unfani da dabba wajen jan ruwa.....</i>	4
2.1.4.1. <i>Zaɓen bisa jan ruwa .....</i>	5
2.1.4.2. <i>Abincin dabobin jan ruwa .....</i>	9
<b>2.2. Injin jan ruwa (motopompe) .....</b>	<b>10</b>
2.2.1. <i>Bayyani bisa injin jan ruwa (motopompe) .....</i>	10
2.2.2. <i>Unfani da injin jan ruwa .....</i>	12
2.2.3. <i>Kananan matakan kula da inji na yau da kulin.....</i>	13
2.2.4. <i>Cikin halin da ya dace a yi aiki da injin jan ruwa .....</i>	14
2.2.5. <i>Unfani da matsalolin aiki da injin jan ruwa .....</i>	16
<b>2.3. Pampon ƙafa ko hannu dake da sunan NIYYA DA KOKARI .....</b>	<b>17</b>
2.3.1. <i>Bayani bisa NIYYA DA KOKARI (NDK).....</i>	17
2.3.2. <i>Yada pampon NIYA DA KOKARI ke aiki.....</i>	17
2.3.3. <i>Tattalin pampon NIYYA DA KOKARI.....</i>	18
2.3.4. <i>Unfani da matsalolin pampon NIYYA DA KOKARI .....</i>	18
<b>III. DAWAKIN BAN RUWA .....</b>	<b>18</b>
<b>3.1. Bayani.....</b>	<b>18</b>
<b>3.2. Unfani da matsalolin dawakin ban ruwa .....</b>	<b>19</b>

## **GABATARWA**

Wanan littahin horo ba yana nuhin bada duka bayani bisa kan kayan da ake ayki da su cikin banruwan kananan wuraren noman rani dangance da yawan su. Wanan kundin ya tsaya ga bada bayani bisa wasu daga cikin su waƙanda suka zamanto wanda ake yawan ayki da su dangace da ƙarhi da kuma faɗin hilin manomi.

Wanan littahi an yi shi ne don ƙarfafa sanin manoman rani wajen fanin kayan ban ruwa da dawakin banruwa.

## I. GURIN DA LITTAHIN YA SA GABA DA ABUBUWAN DA AKE SON CI MA


Gurin da littahin yasa gaba shine ya kawo nashi taimako wajen karfafa noman rani tare daan karfaf sanin manoma wajen kayen ban ruwa da dawakin ban ruan don su kara samun unfani garaken su.

Abubuwan da ake son cima tare da wanan littahi sune :

- manoma su sami ilimin isashe wajen kayen ban ruwa da dawakin banruwa,
- unfanin da ake samu cikin hilayen noman rani ya karfafa.

## II. KAYAN BAN RUWA

### 2.1. Takarkara da jan ruwatare da unfani da bisa



#### 2.1.1. Bayani da yada ake ayki da Takarkara

Takarkara wata husa'a ce da ake unfani da ita a cikin jahar agadas, ta kumshi abubuwa kamar haka :

- itatuwan karfafawa biyu (2) waɗanda ake daura masu takarkara biyu ɗaya a kasa kuma ɗaya a bisa,
- itacen kongui biyu (2) waɗanda suke riƙe takarkara ta baya,
- itacen karfafawa biyu (2) wanda suke riƙe takarkara daga dabra,
- icen karfafawa ɗaya (1) wanda yake ɗauke da itacen karfafawa biyu.

Duk abubuwan da aka zana suna ɗaure da juna da iggiya (misali guntatakin iggiya 50). Takarkara na aiki da karamin waski may iya ɗaukar litr 40 zuwa 50 litres dangance da bisa da za ayi unfani da ita ajen jan ruwa.

Karamin wasaki ya kumshi babban tanki da ke cika da ruwa, da wustiya, baban zobe da iggiya biyu babba da karama.

Ana ɗaura babba iggiya bisa babban zoben wajen da ake ɗaura babban tanki ; tana bi bisa takarkara daga bisa juma ta miƙe zuwa wajen bisa da za ja ruwa da ita ; za a sa wani guntun ice ga babba iggiya mai stawan metir guda kahin a



Hadaf wasaki



Babban zobe

ɗaura ga bisa. Aikin guntun icen shine daydayta wasaki da kuma zubar da ruwa cikin makwarari.

Ana ɗaura karamar iggiya ga wustiyar wasaki kuma daga nan ne ruwa suke kwarara cikin makwarari kuma su huɗe zuwa cikin basin da dawakin ban ruwa.

Sawuran ayuka za ayi su ba tare da sa hannun wani mutun ba, in day ba wanda ke tahe da bisa da ke jan ruwa ba.



Haɗa wustiyar wasaki

### 2.1.2. Gyaran Takarkara

Matsaloli da matakan da ya kamata a ɗauka in Takarkara ta lalace sune :

Dubeduben kayan Takarkara	In suna da lafiya	In sun lalace	Matakan ɗauka in su lalace
Duba takarkara	Tana juyawa da kayo	Ta kare	A canza ta
Duba wasaki	Ba ya zubda ruwa	Ya na zubda ruwa	A ɗumke ko kuma a cenza shi
Duba itatuwa	<ul style="list-style-type: none"> <li>• bai lanƙoshe ba</li> <li>• ya na da karfi sosai</li> <li>• Bai kare ba</li> </ul>	<ul style="list-style-type: none"> <li>• ya lanƙoshe</li> <li>• ba shi da karfi sosai</li> <li>• ya kare (wani lokaci in gara ta kama shi)</li> </ul>	<ul style="list-style-type: none"> <li>• a daidaita itatuwa</li> <li>• a gyara ko kuma a ida cika abubuwan da suka rage</li> </ul>
Duba iggiyoyi	Ba su nuna alamomin soma cirewa ba	<ul style="list-style-type: none"> <li>• sun hwarra kastewa</li> <li>• sun hwarra lalacewa</li> </ul>	A cenza iggiyoyin da suka taɓu

### 2.1.3. Unfani da matsalolin Takarkara

Yayancin unfanin takarkara sune :

- kayan haɗa ta akai su ko ian kuma ba su huɗe ƙarfin manoma ba,
- in an haɗa ta, ta iya jimawa har tsawon shekara biyar (5),
- ana iya unfani da Takarkara ɗaya ga hili may faɗin rabin eka zuwa kashi uku cikin ɗari na eka,
- Takarkara bata buƙatar mutane dayawa wajen aiki da ita,
- Ba a kashe kashe kuɗi cikin unfani da ita (esansi, mai, bougi da sauransu)
- wasakin na jumawa har tsawan shekara guda (1).

Mastala ta guda itace ta gane husao'in haɗata da kuma lokacin da za a ɗauka wajen horon dabba da za ayi aiki da ita.

### 2.1.4. Unfani da dabba wajen jan ruwa

Takarkara husa'a ce mai unfani da dabba. Ya kamata a daidaitata da bisa da za ayi unfani da ita wajen jan ruwa. Zaben dabba da dace yana sa a ci unfanin takarkara sosai.

A Nijar, unfani da bisa wajen jan ruwa yana taimakawa wajen ciyo kan mastalolin da manoma suke fuskanta cikin unfani da injina wanda suka danganta da :

- ƙaramcin halin manoma,
- yawancin hilayen noma ƙanana ne kuma ba koda washe ake samun unfani yada ake so gare su ba,
- yawancin manoma basu yi karatu.

Kenan, bisashen da ake unfani da su a gida (shanu, jakkai da rakumma) sun zama hanya ta farko wajen aikin kasa, daukar kaya da jan ruwa.

#### *2.1.4.1. Zaben bisa jan ruwa*

##### **1. Sa**

**a.** Sa bisa ce da ake unfani da ita sosai. Cikin kasar Adar-Doutsi-Majiya, irin sa na Azawak, Gudale da jalli ne aka hi unfani da shi. Don a samu cikaken aiki wajen jan ruwa, san ya kamata zamanto :

- mai karfi ne, mai kyawon jiki kuma tsayaye ne,
- yana da damutsa masu kyawo,
- yana da kafafuwa masu kyawo kuma gajeru,
- yana da kirji may kyawo kuma may taimaka mishi sosai wajen shewa,
- yana da kofattai masu karfi da fadi, da gashi jiki wanda bashi da tsawo kuma mai sulfi,
- mai hankali wanda bashi da rikici,
- yana da shekara uku (3) ; a na iya sanin shekaru shi ta wajen lissahin haƙƙoran shi.

Sa ya zamanto bias ce mai :

- karfi da jumri,
- abincin shi ba yada wuya samu,
- baya da gaugawar aiki amma yana jimawa yana yi,
- damarar shis batada wuya ; kowana manomi yana iya haɗa ta shi da kan shi,
- a na iya saida shi ga mahauta idan ya kai lokacin gajiya.

Amma sa yana da wasu matsaloli kamar haka :

- bayada sabo kamar doki ko kuma jaki,
- bayada ilimi kamar doki ko jaki,
- bayada kuzari, ko gaugawa kuma yana da wuyar horo.

Sa na aiki sai an shirya shi in ana so a ci unfani shi sosai. Kenan ya kamata :

- a yi mishi alurori kuma a bashi magungunan da suka dace tare da an tuntubi likitocin dabobi wanda aka amunce da su,
- A daddake shit un yana da wata daya (1) zuwa shekara uku (3) ; za ayi daddakar a farkon farwar damana ; ana daddaka ta hanyar hwahe tsuyayya ko kuma katse jijiyoyin dake ruƙe dasu ; amma ana iya samun matsalar zubar jini ko kuma ciwon tetanos in ba a bi kaidodin yin daddakar ba ; bayan daddaka za a bar bisa ta huta tsawon kwana goma sha biyar (15), a cida ta da kyawo ; tsuwayyan suna bushewa bayan wata shida (6),
- a sa ma bisa iggiya ga hanci tare da anyi huda a tsakiyyar hanci a cikin hankali kar yanke duka leben ; a yi unfani da karfe da aka gasa da wuta har yayi ja don warke ciwon da gaugawa ; bayan haka, a sa nan take iggiya ga hancin kuma a kewaye ta bayan kunuwa kahin a tsaida ta ka kahunai,
- ayi ma bisa wata shaida dan mai ita ya yi zahin gane ta ; shaida ana yin ta ne da karfe mai zahi bisa kaunai, gashin tsara, kumatu, kafafuwa ka kuma tako ka a sa ma bisa karamin kambu na musamman ga kunuwa,
- a horar da bisa.

##### **b. Tsaida bisa don yi mata wani aiki ga jikin ta**

In ana so a daddake, ko ayi wata shaida ga bisa, sai an tsaida ta yada ba za tayi wata illa ga mai yin aikin ba. Tshaidawar ana yin ta ne ta hanoyin dayawa :

- **tsida bisa ta hanyar unfani da kanta** wada ake kahan hagin da hanun dama kuma a riƙe hancin ta da hanun hagin ; mai tsaida bisar zai tsaya daidai wuyan bisar ne. Ana iya kuma tsaida kan bisar da anyi unfani da wani ice tsayaye wanda za asa iggiya a daure kahunan gare shi ;
- **tshaida bisa ta hanyar kwantar da ita** ta hanyoyi dayawa : a sa iggiya a daure kahunan bisa kuma a kewayo ta karkashin bisar ; sai mutun biyu su riƙe iggiya su ja ta baya a tsakanin kafafuwan baya amma wajen da ake son kontar da bisar ; za a ja iggiyar daiwaje ga wajen da za a ja wutsiyar bisar ; wani mutun na uku ya riƙe kan bisar don ya taimaka a kontar da ita.

### c. Horon bisa :

Bisa sai anyi horon ta idan za ayi unfani da ita wajen jan ruwa. Ana nuhin a koya ma bisa jan kaya masu nauyi. Horon bisa ana tahirar da shi ta hanya kamar haka :

- kowane motsi ana gama shi ne wani tsawa ko kuma magana mai nuna haka,
- a bar bisa ta huta bayan kowace jarabawa.

Kadan kadan bisa za ta ja kayan da ake kara masu nauyi waɗanda aka daura ga wuyan ta sarka. Kowace jarabawa za ayi ta ne kamar haka :

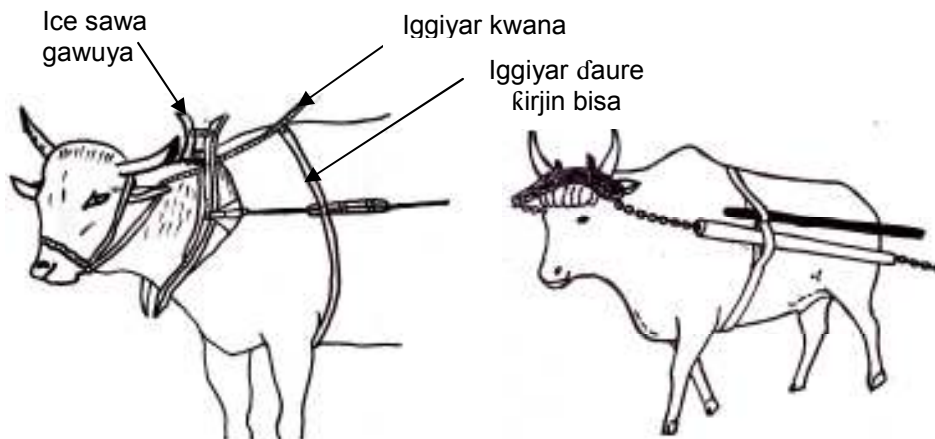
- za ayi unfani da wani guntun ice (cikin kwana uku),
- tahiya da bisa a miƙe ba tare da ana bari tanayin kwanoni ba,
- a riƙa masanyar tahiya da kaya da wada ba ta da kaya,
- horar da bisa wajen gane magana,
- kadan kadan a koya ma bisa ayki da iggiyoyin kwana,
- a koya ma bias yin kwana,
- ayi unfani da kaya masu nayi kamar wani baban ice,
- horar da bisa wajen gane magana ta baya,
- koyar da bisa kan ja da baya tare da tura shi gaba da hanuwa.

Ana horar da bisa don yin unfani da ita wajen wasu ayuka na musaman kamar haka :

- tahiya da bisa biyu guda cikin zanen noma guda bisa kasar da noma da galma ta tadat,
- jan babar galmar noma (kwana 3),
- jan karamar galmar noma (kwana 3 zuwa 4),
- jan amalanke.

A riƙe da kyau, tsawon lokaci na rishin aiki da bisa nasa ta mance abubuwan da ta kowa cikin horon ta. Don a kiyaye, ana iya unfani da bisar wajen jan amalanke ga lokacin da babu aikin jan ruwa.

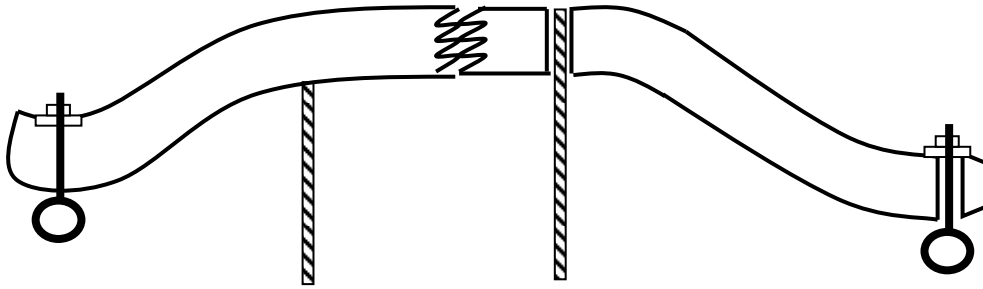
Kuma kayan da ake sa ma bias don jan ruwa ya kamata a daidatasu sosai don saboda samun sabo ga bisa. Kayan sa suna yima jaki.



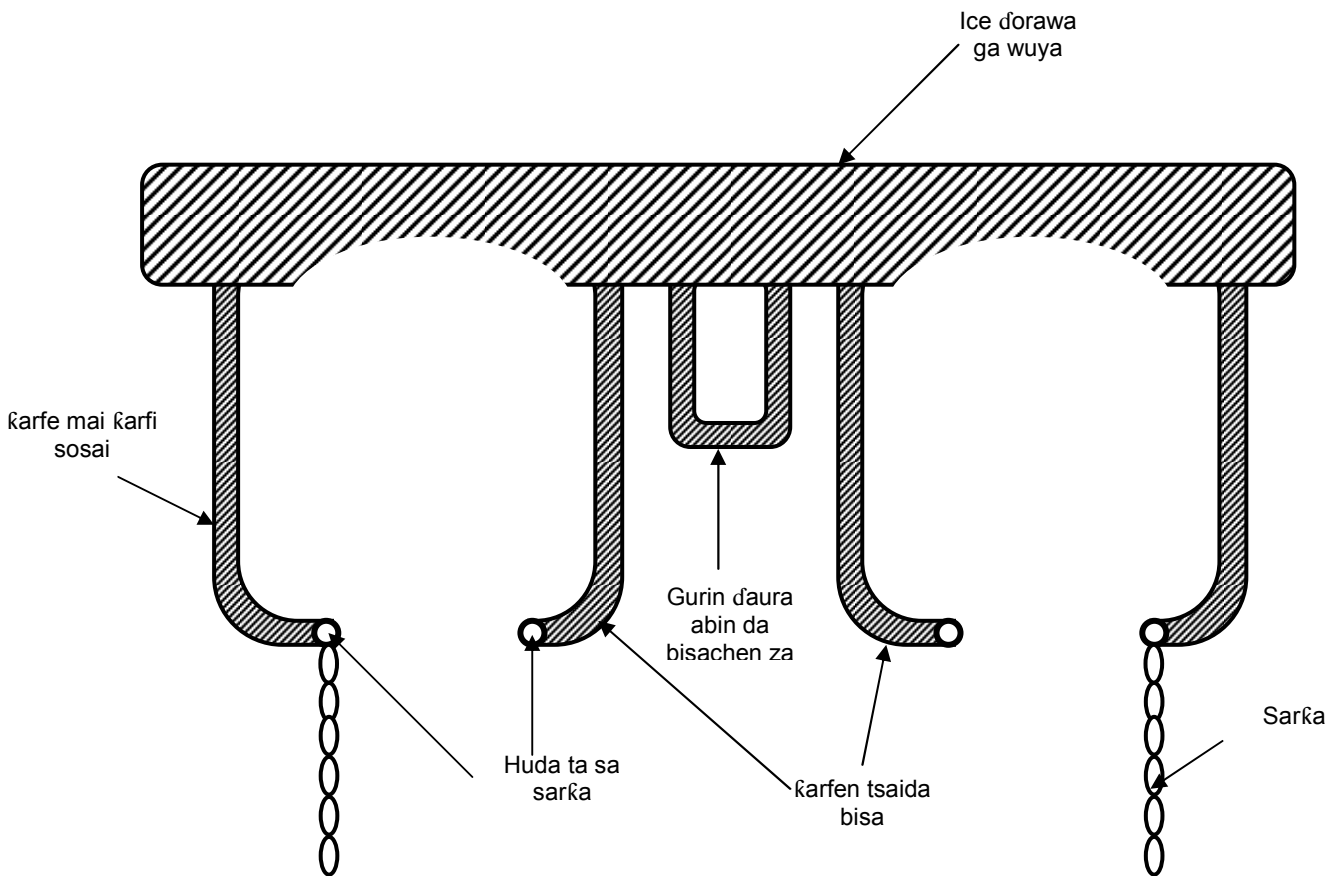
Bisa sai ta kai shekara uku zuwa huɗu ake iya horar da ita. Ana iya kawo mata ƙarin abinci a lokacin da ake horar da ita da mataƙkan kare lahiyar ta da hutu isashe. Ya kamata a horar da bias tare da wanda za yayi aiki da ita ko kuma shima ya yi da kan shi. An hi dacewa wajen horo in an gama bisa da za a hora da wada aka hora.

Duk jarabawar da za yi wajen horar da bias ana tahirar das u tsawon wata guda :

- Da hwarko : koyar da ɗaukar kaya ga wuya (kwana biyu zuwa uku). Bisashen da aka ɗora ma kayan aiki ga wuya za a barsu a ɗaure tsawon awa biyu.



kayan ɗorawa ga wuyan sa ɗaya



Kayan ɗorawa ga wuyan bisa biyu

- Abu na biyu : koyar da tahiya ga bisa : a kaya ma bisashe tahiya su biyu ; mai bada horon zai tsaya a gaban bisashen don ya taimaka masu. Zai ya ja bisashen su tahi ba tare da an hauda masu wasu kaya ba amma a cikin an ɗaura masu iggiya ga ƙahunna in kuma so samu ne ga ƙarafuwansu.



## 2. Jaki

Akwai jaki ko'ina a Nijar. Yana iya daukar kaya masu nayin kilo 50 zuwa 100. Aiki da jaki wajen daukar wasu kaya ana iya ganin ta a ko'ina. Ana iya kuma unfani da jaki don daukar kananan kaya : amalanke, galma noma, galma shipka, jan ruwa. Aiki da jaki na unfani sosai musamman ma wajen :

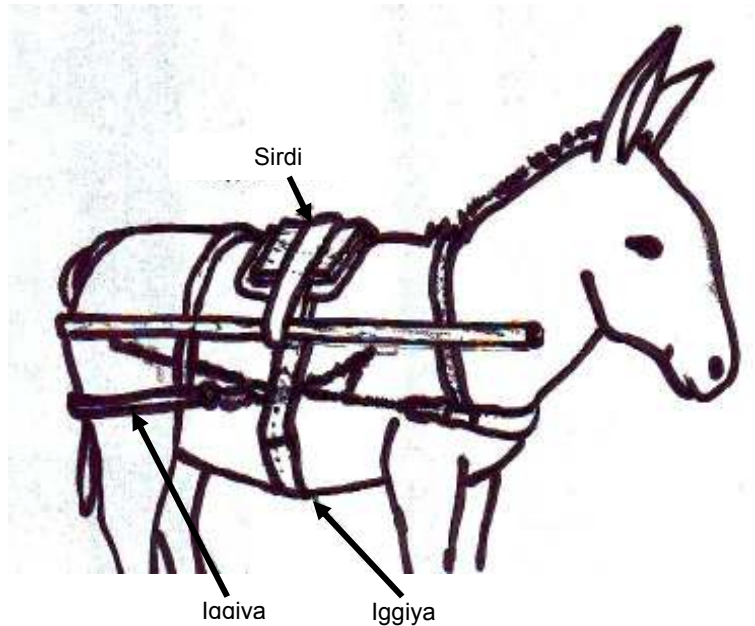
- bisa ce da saba da zama da mutane kuma mai jumuri,
- jaki bayada tsada wajen saye kuma ana iya cida shi da duk abubuwan da aka samu ta hanyar noma,
- jaki bayada wurar horarwa kuma yanada illimi,
- jaki nada jumurin aiki cikin dogon lokaci.

Amma jaki nada wasu matsaloli :

- karfin kurare ne,
- yana saurin gajiya in an ja shi da karhi,
- jaki na saurin daukar cututuka kuma da zahin jin ciwo.

Kayan aiki da jaki wajen jan ruwa sune :

- zobe na yawanci na ice,
- sirdi na ice ko tole da aka luluɓe da buhun garara.



## 3. Doki

Doki bisa ce da ba'a saurin aiki da ita wajen daukar kaya saboda darajar da mutane suka bashi. Yana da tsada wajen saye. Ana hwara horon shi daga shekara uku. yana da wasu unfani kamar haka :

- bisa ce wada mai ita na shiga ranta sosai,
- yana da wata daraja, kenan mai shi zai hi kula da shi da in an ce sa ne gare shi ka jaki,
- Horon shi bashida wuya koda na ayuka iri iri ne,
- yana da gaugawa, da biyyaya da kuma yin aiki daidai yada ake so.

Doki nada wasu matsaloli kamar haka :

- doki bias ce wada ba tada karfi sosai kuma tana son kula sosai,
- doki na zahin daukar cututuka,
- doki na zahin gajiya cikin aiki,
- doki na da tsada wajen saye.

Yawanci ana unfani da doki wajen aikin fasa mai taushi, jan galmar shipka ko ta noma marar nauyi.

Ana aiki da doki shi kafay tare da an haɗa mushi kaya kamar haka :

- zoben ice ko na fata,
- sirdin ice ko tole da aka luluɓe da buhun garara.

#### 4. Raƙumi

Da wuya ake unfani da raƙumi wajen ɗaukar kaya in dai ba jan ruwa ba ne. Bisa ce mai karfi amma mai wuyar horarwa.

Kwatamcin unfani da sa, doki, jaki ko raƙumi wajen jan ruwa :

Sa	Doki	Jaki	Raƙumi
<b>Unfani</b>			
<ul style="list-style-type: none"> <li>• ƙoƙari wajen aiki,</li> <li>• Bashi zahin gajiya,</li> <li>• Mutun ɗaya na iya aiki da shi,</li> <li>• Kayan aiki da shi basu da wuyar samu,</li> <li>• yana iya mayan ayuka,</li> <li>• abincin shi mai sauƙi ne,</li> <li>• bas hi da tsada wajen saye in kwatamta shi da doki ko raƙumi,</li> <li>• In ana kiyon saniya ana iya samun non na saidawa da unfani a cikin gida,</li> <li>• Ana iya unfani da shi da kaya iri iri</li> </ul>	<ul style="list-style-type: none"> <li>• ba shi da wuyar horo,</li> <li>• yana da ilimi da zahin sabo da mai shi,</li> <li>• yana da wata daraja,</li> <li>• yana da gaugawa wajen ɗaukar kaya, shipka da sauran aikin noma.</li> </ul>	<ul style="list-style-type: none"> <li>• yana sa tsayi mai kyawo,</li> <li>• ba shi da wuyar horo,</li> <li>• Ba shi da rikici kuma ga ƙoƙarin aiki,</li> <li>• Ba shi da tsada wajen saye,</li> <li>• akwai shi kwatamcin kowana gida a cikin karkara.</li> </ul>	<ul style="list-style-type: none"> <li>• yana sa tsayi mai kyawo,</li> <li>• yana da wata daraja,</li> <li>• Ana iya saida naman shi bayan ya gaji da aiki,</li> <li>• Kayan aiki da shi basu da wuyar samu.</li> </ul>
<b>Matsaloli</b>			
Sa	Doki	Jaki	Raƙumi
<ul style="list-style-type: none"> <li>• Ba shi da gaugawa wajen tahiya,</li> <li>• Horon shi na ɗaukar lokaci.</li> </ul>	<ul style="list-style-type: none"> <li>• Yana da tsada wajen saye,</li> <li>• Kayan aiki da shi suna da tsada da wuyar haɗawa,</li> <li>• yana da zahin ɗaukar cuta,</li> <li>• yana ƙa'idodi wajen abincin shi,</li> <li>• yana gajiya da mai aiki da shi (gaugawa gare shi),</li> <li>• bas hi da ƙarfin aiki noma mai wuya,</li> <li>• Ba shi da wani unfani bayan ya gaji.</li> </ul>	<ul style="list-style-type: none"> <li>• bas hi da ƙoƙarin yin yawancin ayukan gona,</li> <li>• yana zahin ɗaukar cuta,</li> <li>• yana zahin jin ciwo,</li> <li>• Ba shi da wani unfani bayan ya gaji.</li> </ul>	<ul style="list-style-type: none"> <li>• Horon shi na da wuya,</li> <li>• Yana da tsada wajen saye,</li> <li>• ba'a samun shi kowana gida a cikin karkara kamar jaki,</li> <li>• bas hi da ƙoƙarin yin yawancin ayukan gona.</li> </ul>

#### 2.1.4.2. Abincin dabobin jan ruwa

Sai an cida bisa da kyau in ana son cin unfanin ta wajen ɗaukar kaya ka kuma jan ruwa. Bai kamata ba ake bisa da ake aiki da ita sai ta tahi ta nemo ma kanta abinci ba. A lokacin damana, ana samun ciyawa sosai ama in an bar bisa ta yi kiwo cikin lokaci isashe (misali awa takwas). Ga rani, babu isasa ciyawa mai wani armushi. Manomi sai nemo ma bisa shi abinci. Ama an hi so a yi tanadin ciyawa da za ayi aiki da ita ga rani tun lokacin damana. Ana iya kuma aje kunuwan wake, ko gujiya, ko karan hatsi, ka alkama, ka dawa, ko dusa hatsi ko ta alkama ko ta dawa. An hi so a ƙarfafa abincin bisashen da ƙwayar hatsi ko dawa don su kara samun ƙarfi sosai.

## **2.2. Injin jan ruwa (motopompe)**

Wanan shahi na wanan littahi anyi shi ne don a taimaka wajen cin unfanin injina na jan ruwa (motopompe) amma da cikin anyi lisahi da ku'ad'en da injin za ya tambaya wajen tattalin shi da gyaren shi.

Kenan ya kamata a bi ka'idodin aiki da injin jan ruwa daidai da yada campanin da kera shi ya tsaida.

### ***2.2.1. Bayyani bisa injin jan ruwa (motopompe)***

Yawanci injin jan ruwa yana da abubuwa kamar haka :


- kwangin kafe da dauke da duka yawanci kayan,
- pampon tsotso ruwa da furza su ;
- inji da ke dauke da carter, culbuteur, matacin iska, abin rage kera wajen hida hayaƙi da tanki na zuba mai.

Hotunan da ke tahe suna nuna yawancin kayan injin jan ruwa :

*Bincike bincike bisa kan gandari gandari a jamhuriyar Nijar (EDOS)*

Wurin d'aura tuyo

Tuyon furza ruwa



Kwangi

Matacin iska



Barillet

Pampon ruwa

Tuyon jawo ruwa

Wurin fitar da hayaki



Bougie

Matacin iska

Cache culbuteur

Wurin tsaida inji



Pompon jawo ruwa

Carter

Abin duba man inji

Matacin iska



Wurin rage

Maɗaurin tuyo furza ruwa

Tuyon tsotso ruwa

Tanki

Murfin pampo

Kuma injin jan ruwa yana da wasu abubuwa ama masu wani baban unfani sune kayan haɗe haɗe tuyuyuka da matacin tsotso ruwa wanda ake sawa cikin ruwa.



**Kayan haɗe haɗe**



**Matacin tsotso ruwa**

### ***2.2.2. Unfani da injin jan ruwa***

Ana nuhin abubuwan day a kamata a bincika kahin a tada injin :

#### ***a. Cika man inji daidai da ya kamata***

In an kera inji ba a sa mishi mai. Kenan kar da a mance a sa mai cikin inji daidai da yada ya kamata in za ayi unfanin farko da shi. Mai wanda ya dace shine SAE30 ko SAE40, unfani da irin wanan mai zai sa a jima an cin gajiyyar injin sosai. Amma a riƙa cenza mai a lokaci kuma da mai wanda ya dace daidai da yada wanda ya kero injin ya ce :

- a cenza man inji ga lokacin da ya dace da lisahin yawan awoyin da injin yayi yana aiki kamar yada wanda ya kero injin ya ce,
- a cenza man inji tun yana da zahi kuma ayi unfani da kala ɗaya ta man inji kodawaushe,
- a goge ko a cenza matacin man inji kahin a cenza man inji,
- a duba yawan man inji kuma cika in bai cika ba.

#### ***b. Cika tanki esansi***

- yawancin esansin da ake aiki da shi bashi da kyau sai ayi unfani da wani mataci kahin a zuba shi cikin tanki,
- A zuba ruwa cikin pampo kahin a tada inji,
- a nemi a san ƙa'idodin da wanda ya kero injin ya tsaida wajen unfani da injin kahin ma a fara aiki da injin.

#### ***c. Abubuwan da ya kamata a kiyaye wajen aiki da injin jan ruwa (motopompe)***

Kahin a hwara aiki da inji akwai wasu ƙa'idodi da ya kamata a yi aiki da su don a ci moriar shi injin:

- a kiyaye tada wata wuta kusan injin saboda esansi da yake unfani da shi,
- a kiyaye zubda esansi wajen cika tanki,
- a duba kowana lokaci yawan man inji,
- a kiyaye tsotso ruwa masu laka,
- a aje injin kusan wani bango mai tsowon metir daya.

#### ***d. Tada injin jan ruwa***

1. a duba yawan man inji da esansi,
2. makullin esansi na daidai da alamar « 0 » (a buɗe) kuma makunnin na daidai alamar « ON »,

3. makunni na bisa alamar « M »,
4. a daidaita abin ƙara gudu bisa alamar « S »,
5. a duba in esansi na huta daga cikin tanki sosai,
6. a haɗa kayan tsotso ruwa,
7. a cika pampo da ruwa kahin ta hwara aiki,
8. a ja iggiyar tada inji.

***e. Mataƙƙan ɗauka kahin a tsaida inji***

- a daidaita abin ƙara gudu bisa alamar « I ».
- a daidaita makulin esansi bisa alamar « OFF » (a rufe).
- a daidaita makunnin inji bisa alamar « OFF ».
- a sabke kayan tsotso ruwa.
- a ƙarshe, a zubda ruwan da suka shiga cikin pampo.

***d. Binciken yau da kulun***

Wadanan mataƙƙai da za zana suna da mahimmanci sosai wajen ci gaba da aiki da injin jan ruwa bisa dogon lokaci :

- a kula ko da yausha da makunin inji,
- a kula da buton tada inji,
- a duba ko da yausha mabudl esansi,
- in an tada inji, a saurari ƙaran shi in na lahiya ko kuma ba na lahiya bane,
- a binciki carbon din tada inji in bai katse ba,
- ko da yausha in za a tada inji a binciki yawan man inji,
- a binciki matcin esansi, in ya ya yi dauda a wanke shi,
- a buda in esansi bay a zuba ta hanyar dab a ta dace ba, a gyara kahin a tada injin,
- a duba kuma in man inji baya zuba ta hanyar da bata dace ba a gyara.

***2.2.3. Kananan mataƙƙan kula da inji na yau da kulun***

Mataƙƙai waɗanda basuda wuyar ɗauka, amma bai kamata ba a yi wasa dasu ba don suna iya kawo baba il aga injin.

***a. Kaka ake cenza man inji ?***

Ana cenza man inji in yanada zahi (saboda yabkin mai a wanan lokaci). A buɗe murhin tankin mai don zubar da tsohon mai da ke cikin inji.

***b. Sa isashen man inji***

- a maida murhin tankin mai sanan a cika tankin da man inji sosai daidai da yada ya kamata,
- a kula sosai da yawan man inji ko dayaushe don ƙaramcin shi na iya sa injin ya lalace da gaugawa. Kuma in yayi yawa yana iya kawo il aga wasu sasa na inji.

***c. Wanke buji***

- a fitar da buji a hankali,
- a duba in bata ɗauko mai ba, a shafe tare da an yi unfani da abubuwan da suka dace (aska, waya ko mashacin ƙarfe),
- a daidaita wayoyin buji sosai,
- kahin a maida buji, a shafe ƙofar sa buji sosai,
- a ɗaure buji da hannu kafin a sa kile a ɗaure sosai.

***d. Wanke matacin esansi***

- a fiddo matacin esansi a shafe shi,
- a duba wurin sa shi in ya lalace a cenza shi,
- a wanke duka kayen matacin esansi sosai.

***e. Wanke pampo***

- a sabke wurin da ruwa yake shiga,
- a wanke shi ciki da bai.

***f. Takardar tahiyar da ayukan kula da injin jan ruwa***

Ayuka	Bayan awa ishirin ta farko	Bayan kowace awa hamsin	Bayan kowace awa dari uku
Cenza man inji	X♠		
Wanke buji		X	
Wanke matacin iska		X♠♠	
Wanke matacin esansi		X	
Wanke pampo		X	
Kula kusoshi		X	
Wanke wurin da ake sa buji			X♠♠♠
Daidaita wurin shigar da esansi			X♠♠♠
Kula da wurin shigar da esansi			X♠♠♠

***A kula :***

- ♠ duba yawan man inji, a kara ka da yausha in isa ba, amma cenza man inji ana yin shi bayan aikin awa ishirin
- ♠♠ in an tada inji a wurin da ke da kura dayawa, a kula da matacin iska ko da washe
- ♠♠♠ wadanan ayuka su fi dacewa in masani ne yayi su ; amma a yi su ga lokacin da ya dace.

***2.2.4. Cikin halin da ya dace a yi aiki da injin jan ruwa***

***g. Wasu matsaloli da matakan da ya kamata a dauka***

Duba kayayakin injin jan ruwa	Yana da lafiya	Ya lalace	Matakan dauka
<b>Pampo baya tsotso ruwa amma inji na kuka</b>			
Tuyon tsotso ruwa	Bai fashe ko ina ba	Ya tsage	<ul style="list-style-type: none"> <li>• a cenza shi</li> <li>• a dauke wurin da hwashe da wani kaushu</li> </ul>
Karahunan hada kayan inji	Karahunan akwai su kuma suna dauke sosai	Karahunan babu su ko kuma basu dauke sosai ba	A sa karahunan sosai ga duk inda ya dace
Pampon tsotso ruwa	Tana cike da ruwa	Babu ruwa ciki	A cika pampon da ruwa
Kofar tsotso ruwa	Tana rufe sosai	Tana buɗe ko kuma ba'a rufe ta ba da kyau ko kuma ta tushe	<ul style="list-style-type: none"> <li>• a rufe ta sosai</li> <li>• a shafe ta sosai</li> </ul>
Tuyon tsotso ruwa	Yana cike da ruwa	Babu ruwa cikin shi ko kaɗan	A cika pampo da ruwa
<b>Inji ya fi tashi</b>			
A dubi mabudin esansi	Yana daidai ga alamar a buɗe « ON »	Yana daidai ga alamar a rufe « OFF »	A daidaita shi ga alamar buɗewa « ON »

Duba kayayakin injin jan ruwa	Yana da lafiya	Ya lalace	Matakan dauka
A duba esansi	Bashi da dauka kodaƙan	Yana da alamar cenza kala ko kuma ruwa ya shiga ciki ko kuma dauka	A zuba esansi da ke cikin tanki a sa wani mai kyau
A dubi makunnin inji	Yana bisa alamar a buƙe « ON »	Yana bisa alamar a rufe « OFF »	A daidaitashi bias kan alamar buƙewa « ON »
A binciki buji	Bata ɗauko mai ba kuma tana bada wuta in an tada inji	Ta ɗauko mai ko kuma bata bada wuta in an tada inji	A shafe ta in ba yi ba a cenza ta
A dubi abin da ke watso mai cikin inji	Yana cike da mai daidai da ya kamata	Ya cika har ya wuce	A tuntuƙi masani
A dubi yawan man inji	Man inji na da haske kuma isashe daidai da yada ya kamata	Man inji na da duhu ko kuma ya rage ya yi ksa sosai	<ul style="list-style-type: none"> <li>• A cenza man inji ko kuma a kara mai in bai isa ba</li> <li>• a kula da lokacin cenza man inji</li> </ul>
Duba karfen dake juya inji	Yana daidai kuma bai nuna wata alamar matsala ba	Ya nuna alamar lanƙoshewa ko kuma baya aiki da kyau	A tuntuƙi masani
<b>Inji na tashi amma sai ya riƙa yi yana tsayawa</b>			
A binciki mabuɗin esansi	mabuɗin esansi na daidai da alamar buƙewa « ON »	mabuɗin esansi na daidai da alamar rufewa « OFF »	A daidaita mabuɗin esansi ga alamar buƙewa « ON »
A binciki esansi dake cikin tanki	Uashida wata dauka	Yana da wata alama ko ruwa ko kuma dauka	A zuba esansi da ke cikin tanki a sa wani mai kyau
A dubi buji	Bata ɗauko mai ba kuma tana bada wuta in an tada inji	Ta ɗauko mai ko kuma bata bada wuta in an tada inji	A shafe ta in ba yi ba a cenza ta
A dubi matacin iska	Bashi da dauka	Yayi dauka ko cushe	A wanke shi da man inji
A dubi matacin esansi	Esansi na zuwa ga inji	Esansi baya zuwa ga inji	A huda shi a gilgiza shi kafin a bushe shi
A dubi shoc	Yana bisa alamar daidai	Baya bisa alamar daidai	A maida shi bisa alamar daidai « OFF »

✓ **Wanke inji da wasu kayan shi**

- bayan anyi aiki da inji a shafe duk wani masƙin dake jikin shi,
- a wanke inji da ruwa da sabili lokaci zuwa lokaci don huda mishi laka dake jikin shi,
- a wanke matacin iska da esansi kaƙan ko kuma ruwan sabili a barshi ya bushe kahin ayi aiki da shi,

A takaice, ya kamata :

- a aje inji kusa wurin jan ruwa,
- a kula da zurfin wurin jan ruwa,
- a cika tuyo na tsotso ruwa da ruwa,
- a dubi bakin tuyo tsotso ruwa,
- a kiyaye kawo ko tada wuta kusan inji,
- a kiyaye atsar da esansi wurin cika tanki,
- a dubi yawan man inji,
- a kiyaye tsotso ruwa masu laka da inji.

Bayan waɗanan bayanai ariƙe da kyau, unfani da injin jan ruwa a cikin dogon lokaci na da dadl sosai. A kula da zurfin wurin jan ruwa. In zurfin na da yawa, yana iya sa inji ya rage karfin shi na aiki. Amma in wurin jan ruwa bashida zurfi sosai yana sa inji yayi aiki fiya da karfin shi. Zurfin wurin



jan ruwa na tafe da karfin inji. Ana iya gina rame a sa inji ciki don rage nisan inji da ruwan da za a ja.

**Babancin karfin inji da zurfin wurin jan ruwa da kuma hilin da za a ban ruwa**

<b>Karfin inji jan ruwa</b>	<b>Zurfin wurin jan ruwa</b>	<b>Fadin hilin da za a ban ruwa</b>
Karfin doki uku da rabi (3,5 CV)	Metir takwas zuwa tara	Heka ɗaya
Karfin doki biyu (2 CV)	Metir takwas zuwa tara	Rabin eka

***2.2.5. Unfani da matsalolin aiki da injin jan ruwa***

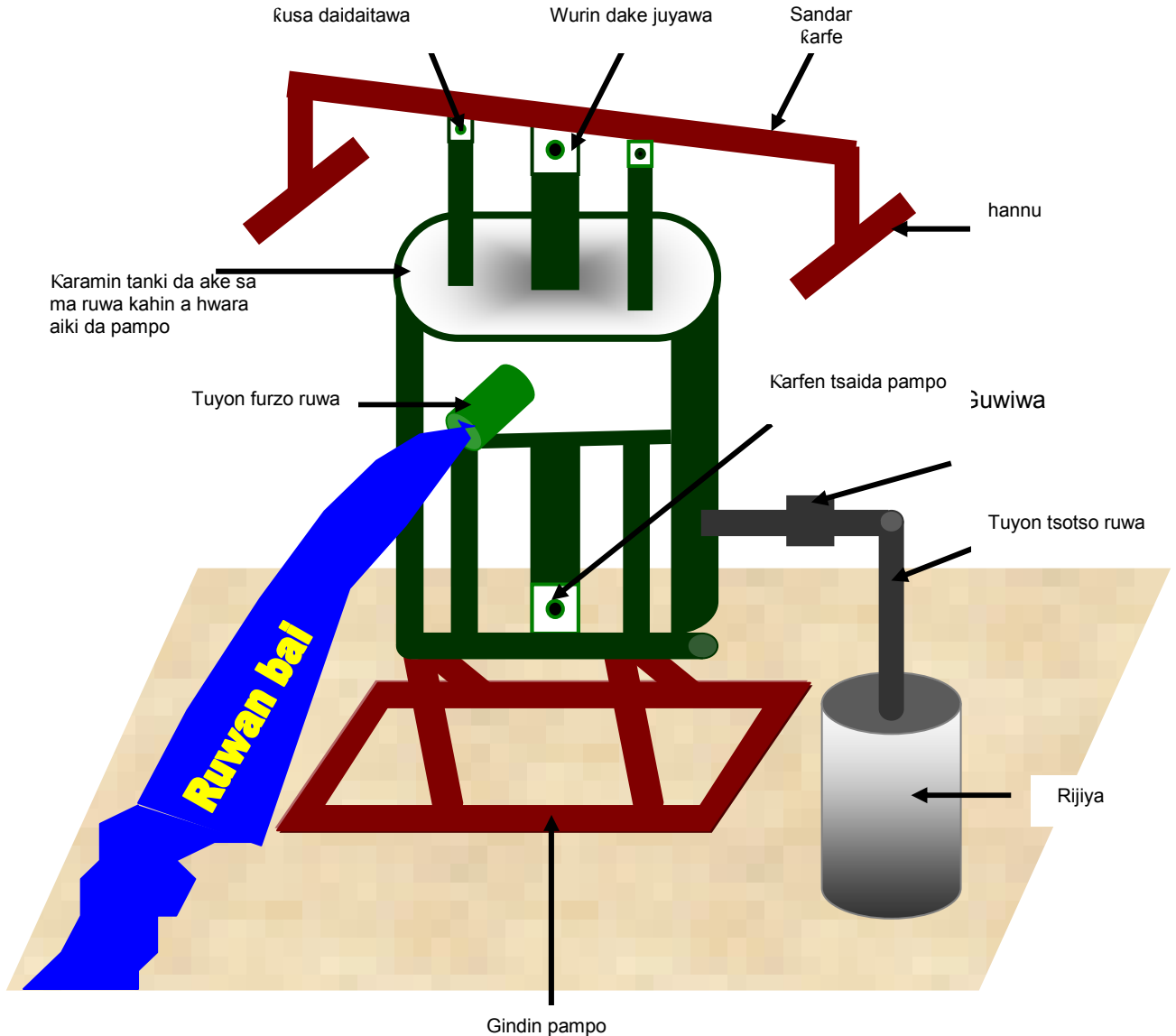
Unfanin aiki da inji jan ruwa shine rage tsawon lokacin aiki wajen ban ruwa : yana sa manomi ya kara hilin noma kuma ya rage lokacin aiki. Amma aiki da inji na da wata matsala baba ga manomi : yana da tsada wajen saye, yana son kula sosai kodayaushe kuma aiki da shi sai an sa esansi wanda ba ko dayaushe ake samun shi a cikin karkara.

### 2.3. Pampon kafa ko hannu dake da sunan NIYYA DA KOKARI

Da shike irin wanan pampo nada yawa, littafin za ya bada bayani bisa wanan kala ta 'NIYYA DA KOKARI' wada aka hi unfani da ita.

#### 2.3.1. Bayani bisa NIYYA DA KOKARI (NDK)

Bisa pampo da ake tuƙawa da hannu, ana iya ganin tuyo biyu guda na jawo ruwa daga cikin rijiya kuma guda na watsa su wajen ban ruwa.



#### 2.3.2. Yada pampon NIYYA DA KOKARI ke aiki

**a. Haɗa shi :** in za a kafa pampon NDK, sai an samu abubuwa kamar haka :

- tuyo ɗaya na jawo ruwa
- tuyo ɗaya na watsa ruwa wajen ban ruwa
- Guwiwa biyu na haɗa tuyuyuka
- kaushu biyu na ɗamu masu karfi

Tuyuyuka ya kamata su zamanto an haɗa su da pampo tare da an yi unfani da guwiwoyi waɗanda za a ɗaure da kaushu don kar iska ya riƙa fita. Kuma a yi lisafi da zurfin wurin jawo ruwa don kiyaye matsala wajen ban ruwa (zurfin metir takwas zuwa tara).

**b. Shirya pampon NIYA DA KOKARI:** Za a cika kundun pampon da ruwa domin abubuwan tsotso ruwa su yi aiki sosai. Za a sa misalin so guda na ruwa.

**c. Jawo ruwa:** daga an shirya pampo, ana iya unfani da ita tare tausa hanuwan karfe nata sama zuwa kasa. Pampon ya fi aiki sosai in mutun biyu ne ke tuƙa shi.



### 2.3.3. Tattalin pampon NIYYA DA KOKARI

Ya kamata a sama kowane karfe dake juyawa gres akai akai. A kulak o da yaushe in kusoshi na d'auƙe sosai.

⇒ **Pampo bas hi jawo ruwa**

Binciken kayan pampo	Suna da lafiya	Sun lalace	Mataƙkan d'auka
<b>Pampo bas hi jawo ruwa</b>			
A dubi ƙarfen tsaida pampo	Yana buƙewa kuma yana rufewa	Ba shi buƙewa	A shafe shi
A budi zurfin wurin da ake jawo ruwa	Bai huƙe zurfin metir takwas zuwa tara	Ya huƙe zurfin metir takwas zuwa tara	A rage zurfin tare da anyi gina an sa pampon ciki
A dubi tuyo na jawo ruwa	Ba shi da wata huda	Yana sakin iska	A daƙe wurin da iskan take fita
<b>Pampo ya yi tauri</b>			
A dubi wuraren dake juyawa	<ul style="list-style-type: none"> <li>• suna tahiya daidai</li> <li>• basu da tauri</li> </ul>	Pampo na da tauri	<ul style="list-style-type: none"> <li>• a sa gres,</li> <li>• a cenza karahunan da suka lalace</li> </ul>

### 2.3.4. Unfani da matsalolin pampon NIYYA DA KOKARI

Unfanin pampon NIYYA DA KOKARI sune :

- ba shi da tambaya tattali kamar injin jan ruwa (motopompe),
- ba shi da tsada wurin saye,
- ana samun ƙarafunan shi ko'ina kuma ba su da tsada,
- ƙarahunan shi na jimawa suna aiki,
- ba sai an sa ƙarfi sosai ba wurin aiki da shi,
- ana iya ban ruwa hili mai faɗin kashi ashirin da biyar cikin d'ari na eka,
- ana iya d'aukar shi a gusa ko ina ake buƙata saboda bashida nauyi.

Matsalar pampon NIYYA DA KOKARI sai anyi unfani da ƙarfin mutun wajen aiki da shi.

## III. DAWAKIN BAN RUWA

### 3.1. Bayani

Dawakin ban ruwa iri iri ne :

- akoi na tuyon roba wanda ba'a cika aiki da su ba saboda tsadar su da ta fi ƙarfin aljihun manoma,
- akoi dawaki na ban ruwa ta hanyar d'asawa wanda su ma ba'a cika aiki da su ba saboda tsadar kayan haɗa su,
- akoi dawaki da ake gina ƙasa don ruwa su gudana a cikin su.

Cikin wanan shafi za ayi zancen dawaki da ake gina kasa wanda suke fusa'a ce ta galgajiya wada aka hi yawan unfani da ita. Ana watso ruwa ne a cikin su. Amma dawakin su zamanto sun miƙe daidai. Suna aiki ne ba tare an yi wasu ayuka ba.

Amma ana iya kara masu karki in an kara musu wata leda ko tuyo na roba.



Ana cikin giina su



Doki cike da ruwa



Doki bayan anyi aiki da shi

Dawakin ban ruwa ya kamata su zamanto a miƙe sosai. Wanan yana sa ruwa su yi yawo da kyau kuma za a kiyaye banar ruwa. Ayi unfani da iggiya wajen gina su. Ana sona karkafa su da kakaru in hilin ba mai laka bane ba.

### ***3.2. Unfani da matsalolin dawakin ban ruwa***

Dawakin ban ruwa su na da unfani kamar haka :

- basu da wuyar giinawa ; sai dai ayi lissahi da wuraren tudu da gangare na hilin ;
- suna bada damara yi lissahi da yawan ruwa saboda a buƙe suke.

Amma suna da matsaloli kamar haka :

- banar ruwan da suke shiga cikin kasa musamman ma ga farkon aiki da su a wuri mai taushi,
- sai an tsaya an kula da su saboda suna iya barin ruwa su fita daga cikin su ko ina kuma a kowane lokaci in su fashe.
- hakukuwa suna iya hutowa a cikin su kuma su sa gudun ruwa ya rage.