

**Kungiyar Kasar Japon Mai Kula
Da Hulfar da Kasashen Duniya**

**Jamahuriyar Nijar
Ministan Gidan Gona**

Puroje mai kula da bincike-bincike don bunkasa ayukkan
noma a cikin fadan mu da ke cikin yankin sahel-Nijar



LITTAHIN DANGANCE DA HORO KAN MURHUN ZAMANI NA LAKA

LITTAHIN WADANDA SUKA SAMI HORO (Dalibbai)

Kungiyar Kasar Japon Mai Kula da duk abinda ya shahi Arziki na Tsanwa (J-GREEN)

An wallafa wannan littafi karkashin yarjeyjiniyar da aka yi da Kungiyar ADA

ABUBUWAN DA LITTAHI YA KUMSA

- Gabatarwa	1
- ALAMOMI DA MA'ANARSU	2
I. Takaitaccen Buyani	3
II. Manufar wannan littahi	3
III. Gururrukan da ake son cimma	3
IV. Amfani murhun zamani	3
V. Matakkan gina murhun zamani (yadda ake gina shi)	4
5.1. Lokacin da ya dace	4
5.2. Tambaya	4
5.3. Gina murhun zamani	4
A) Kayan gina murhu	5
B) Matakai dalla – dalla na gina murhun zamani	6
1) Gyaran laka	6
2) Zaɓen warin da za a murhu	7
3) Aza duwatsu	7
4) Yin mulamullai (dunkule - dunkule)	8
5) Haka murhun zamani	8
C) Bushewa da sa wuta	10
D) Tattalin murhun zamani	10
- MURUFFAN ZAMMANI NA LAKA KALA-KALA NE.....	13
- RUBUCE – RUBUCEN DA AKA YI AMFANI DA SU WAJEN WALLAFA WANNAN LITTAHI.....	15

GABATARWA

Wannan littahi an shirya shi don a horar da matan karkara saboda a bunkasa (yada) murhun zamani na laka a cikin garuruwa. Puroje mai kula da bincike-bincike don bunkasa ayukkan noma a cikin fadammu na yankin Sahel a Nijar (EDOS) shi ne ya dauki nauyin wannan horo yaduwar murhun zamani a cikin garuruwa na sauƙaƙa ma matan karkara jidalin ayukkan kuma yana taimakawa wajen kariyar yanyi da yafi da hamada.

ALAMOMI DA MA'ANARSU

A.F.N	=	Kungiyar matan Nijar
C.W.S	=	Kungiyar kiristoci na duniya
F.A	=	Murhun Zamani
EDOS	=	Puroje mai kula da bincike-bincike don bunƙasa ayukkan noma a cikin yanki Sahel Nijar
DAD GOMNI	=	Kungiya mai zaman kanta
ADA	=	Kungiya mai zaman kanta

I - Takaitaccen Buyani

Puroje mai kula da bincike-bincike don bunƙasa ayukkan noma a cikin Fadanmu na yanki Sahel Nijar (EDOS), Gurinshi yaƙi da talauci ta hanyar yaƙi da hamada da kuma bunƙasa karkara a cinkin wuraren da suka sami ayukkan na tsarin na musamman na shugaban ƙasa (baraji da ɗarmu na raya fadama).

Puroje EDOS na son yaɗa murhun zamani na laka saboda rage ma matan karkara wasu wahaloli ko su ji daɗin rayuwa kuma a yaƙi hamada kuma a yi tattalin sauran itatuwa gabadaya.

Murhun zamani na laka ya hi dacewa fiye da murhun duwatsu 3 na galgajiya.

An soma gwadin murhun zamani a Nijar tun shekarar 1979. Kungiyar kiristoci na duniya da ƙungiyar matan Nijar suka fara yaɗa shi, anna na laka da suminti wanda ke da laƙanin kaya. Daga nan an yi ta yaɗa shi cikin ƙasa amma mai duwatsu 3 na zamani wanda ake kira Albarka.

Wannan littahi an shirya shi ne musmman saboda waɗanda aka ba horo cewa da matan karkara. Yana zana dalla-dalla mataƙkan gina murhun zamani na laka Albarka wanda shi ne ya hi yaɗuwa a cikin karkara kuma ba ya da wuyar ganewa saboda husa'arshi mai sauki ce.

Murhun zamani na laka Albarka shina :

- ✓ Kusa da murhun galgajiya na duwatsu 3
- ✓ Na laka ne
- ✓ Saukin ginawa da kuma sauki wajen yin anfani da shi

II – Manufar wannan littahi

An wallafa wannan littahi don ya zama jagora ga matan karkara waɗanda suka sami horo saboda kar su sami matsala ko kaɗan wajen horarda yan uwansu. Yana tunatar da su yadda ake gina murhun zamani na laka. Yana ƙunshe da hotuna diyawa, shi ke sa matan za su gane sosai.

III – Gururukan da ake son cimma

Sune :

- Matan karkara waɗanda suka sami horo sun gano ma'anar kyauta rawuya
- Matan karkara waɗanda suka sami horo, kanunsu sun waye dangance da amfani murfun zamani na lak.
- I don suka koma gidajensu, sun horarda mata masu yawa
- Matan karkara waɗanda suka samin horo sun mallaki gina murhun zamani sosai da sosai

IV – Amfani Murhun Zamani

Anfanin murhun zamani na laka shine :

Aikin yaɗa muhun zamani na laka a cikin puroje EDOS

- Tattalin wuta :

Murhun zamani na laka, wuta ba ta mutuwa kuma ba a kisana wuta ko da yausha. Yana da kariya daga iska, daga ruwa. Ana iya dahuwa da shi ko tsakar iska da ruwa

- Rifon Zahi :

Dalili shi ne, ba ruwan shi da iska ko ruwa, shi ya sa yake riƙe zahi don haka ba a aiki ƙwarai da itatuwa.

- Ana gina murhun zamani na laka da kayayyaki waɗanda ake samu a cikin gari waɗanda ba sai ka saya ba.

Waɗanga abubuwan da muka zana sun shahi sauƙaƙa ma rayuwar matan karkara ne saboda ta sami lokuttan tsabtata kanta, yin abinci, yin tsantsama, kula da tsabtar yara da yin wata sana'a.

Cikas kin murhun zamani na laka shine, ba a gudda shi kuma yana tsagewa idan ba a kula da shi ko da yausha.

V – Matakan gina murhun zamani (yadda ake gina shi)

5.1 : Lokacin da ya dace

Lokacin da ya hi dacewa da a gina murhun zamani na laka, shine lokacin da aka ƙare ayukkan daji. Lokacin nan an hi samun laka da ruwa kuma idan aka gina murhun babu ruwan sama balle su lalata shi.

5.2 : Tambaya

Ba a gina murhun zamani sai idan maccen tana buƙata, kenan in ta tambaya. Maccen sai ta haɗa kayan da duk ya kamata sa'anana sai ta tsaida rana tare da malamari da ta samo horo na musamman.

5.3 : Gina murhun zamani

Gina murhun zamani na da matakkai sune :

- Haɗa kayan da ya kamata
- Fara gina murhun tare da yin la'akari dan :
 - Gyaran laka
 - Zaɓen wurin da ya dace
 - Aza duwatsu
 - Dunƙula mulamullai
 - Haƙuwar murhu
 - ƙarshe murhu
 - Bushewarshi
 - Tatalinshi

A – Kayan gina murhun zamani

Idan za a gina murhun zamani na laka sai an haɗa kayayyaki kaman haka :

- Laka : Inganci murhu na dangance ne da laka mai kyau. Laka mai kyau ba ta fumshe da rairai ko tsakuwa sai zallarta



Ana samun laka mai kyau kama wuraren da ake ginar lakar gina gida ko a cikin fadamu

- Umbu (na shanu ko jakkai)

Shi anka hi so ko kuma gararran hatsi ko kuma dukan su gabaɗaya. Suna sa laka ta yi gaugawar ruba wannan shi ke sa'a sami murhu mai farhin gaske.



Gararran hatsi da aka samo daga masussuka



Duwatsu 3 madaidaita na murhun galgajia bisan su ake aza tukunya



Ga tukunya da za a yi ma murhu



Bokiti ɗan ma daidaici



Tsohin tabarmi ko zanakku dan a ruhe murhu



2

yodo : Za a jika shi sai a hada shi da laka. Yana kara yabkin laka kuma yana hana shi tsagewa



Habdi : Amfani guda suke yi da yodo ana rufe murhu da shi a karshe



Adda don a yi ramu saboda aza duwatsun murhu



Yuka mai kaihi don a gyara laƙelakin murhu yayin yake Bushewa


B – Matakkai dalla-dalla na gina murhu

1) Gyaran laka

Kowane murhu zamani albarka yana cin mangala ukku na jaki. Ana iya gamawa da lakar tsahon murhun zamani, tsohuwar rihewa tukunya ko tulu don a sami laka ta yi karhi sosai.

- Mangala ɗaya ta isa. Umbu ko gararran hatsi suna sa laka ta ruba da gaugawa, ta yi yabƙi, ta yi dadin aiki kuma murhun ba ya tsagewa ko ya bushe.

Mangala 3 na jaki na laka, guda ta isa idan da umbu kuma da isassun ruwa



Ana kwaba laka sannu-sannu, ana zuba ruwa kaɗan-kaɗan har sai ta kwabu sosai. Ana motsa lakar da kafafuwa. Tsimam lakar zai ɗauki kwanakki ukku a kalla amma an hi son ta yi sati guda. A ruhe lakar da gararran hatsi ko tabarma sa'anana take ruba sosai kuma iska ba zai shanye ɗanyi ba.

Motsa laka mai umbu tare an sa ruwa mai yawa



A ruhe da tsohi tabarmi, gararran hatsi ko wasu abubuwa can dabam



2) Zaben warin da za a murhu

Kahin a gina murhu sai an zabi wuri da ya dace, a maida wurin bai ɗaya, a ɗabe shi da kyau kuma a jiƙa da ruwa.



Ajika wurin da za a yi murhu da ruwa baya an maida su bai ɗaya kuma an ɗabe shi

3) Aza duwatsu

A gina rame ukku waɗanda ba su da zurhi kwarai (kimanin santimetir 20) don a aza kowane dutsi. Ana aza duwatsun kamar yadda aka saba amma tare da laka wajen aza duwatsun saboda su tsaya tsap; sa'anana sai a aza tukunya sama saboda a tabbata da komi ya tahi daidai.



A kai tukunya wurin, don a gano inda ya kamata a aza duwatsu. Sai a gidɗa tukunya, a soma gina ramu



Wajen aza duwatsu a sa kuma a jifka duwatsun



A tabbuta da tukunyar ta zamnu sosai kuma ka'ida ta tsauwon yatsa ta cika

4) Yin mulamullai

A motsa laka kaɗan-kaɗan tare da sa ruwa kaɗan don a samu mulamullai masu kyau. Wajen motsa laka a zan sa ɗan yoɗo-wani lokaci ana aiki da haɓɓi kuma ana iya yin wannan aiki kahin a aza duwatsu. Amma an hi son ya zo daga baya don kar mulamullai da laka su bushe, in har na a ce an sami matsalar wajen aza duwatsu.



5) Haƙa murhun zamani

A aza aji na farko wanda zai kewayaya bakin murhu da mulamullai. A riƙa gyarawa da kyau don kar a bar kofofi inda iska ke iya shiga.



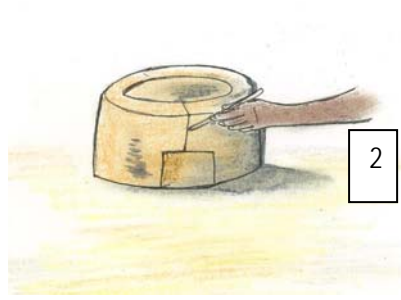
Kewayen murhun, ana gina shi kwanci kwanci har ya kai ga kunnuwan tukunya.



A daidaita kabrin kewayen murhu (misali santimetir 8) A shahe lis fuskar murhu da kyau tare da jifka hannu da ruwa ko da yausha

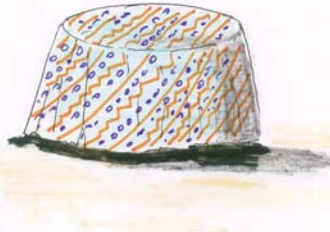
Aikin yada muhun zamani na laka a cikin puroje EDOS

A hidda tukunya tare da ana juya ta sannu-sannu. A sa hannu a cikin murhu a gyara da kyau don a daidaita komi. A yi yar tsaga saman murhu kuma a hidda kofa tare da yin amfani da yatsa. Faɗin kofar murhun dai dai take da tsawon hannu, tsawon kofar murhun daidaita take da hannu gami da tsawon babbar yatsa.



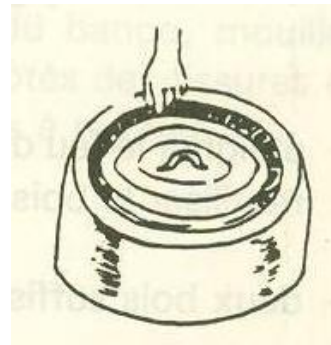
A ruhe murhun da tsohin tabarmi ko tsohin manoni. Murhun, a bar shi sannu-sannu har ya bushe don kar a sami tsagogi diyawa.

A ruhe murhun da tsohin tabarmi ko sakuna har sai jibi da sahe



A janye abubuwan da aka ruhe murhu da su. Murhun yanzu ya matse, tukunya ba ta shiga sai a sa yuƙa a gyara

Jibi, sai a jaye abubuwan da aka ruhe murhu da su sai a ɗauko yuƙa mai kaihi, ana yi ana jika ta da ruwa don a gyara laƙelaƙin murhu na ciki da kyau.



A gyara laƙelaƙin murhu da kyau da yuƙa mai kaihi don komi ya tahi daidai a cikin murhu.

A buɗe yar tsaga ta sama. A buɗe kofar murhu tare da bin layukkan da aka yi. A ruhe murhun da habɗi saboda ya yi karki sosai.



A jika kuma a yi dal na laka, a saka shi cikin murhu ta hanyar bakin kotar murhu. Wajen sa dal a sa shi sannu-sannu saboda ruwan Allah. Sa'annan sai a gyara da kyau.

C) Bushewa da sa wuta

Sai murhu ya sha iska tsawon sati ɗaya, kahin a yi amfani da shi don dahuwar abinci.

A rana ta 6
sai a sa
garwoshin
wuta



Rana ta 7
a sa wuta
amma ba
diyawa ba

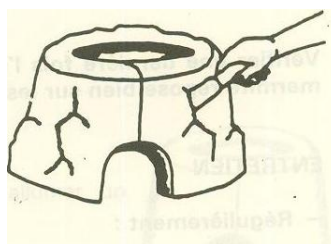
Rana ta 8 ana iya
dahuwa da murhu



D) Tattalin murhun zamani

Yana da kyau a gina murhun zamani, amma sai da tattalin ko da yausha. Don haka sai an :

- Kwaba habɗi da ruwa an shalɓe murhu
- Goshin damana sai an shalɓe murhu da bakin mai no mota ko kuma mai na dahuwa
- Idan ya tsage sai a gyara shi ba laka kamar ta gina gidaje. Ga yadda za a yi :

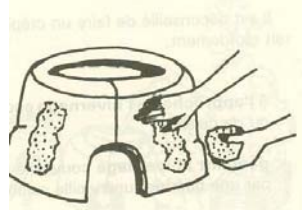


A kara girman tsagogi da yuƙa mai kaihi lokacin nan laka ta hi shiga tsagogi



A watsa ruwa gefen tsagogi saboda laka ta kama da kyau

A cafa ma tsagogi laka da kyau kuma a shahe da kyau sumul-sumul




A share habfi



Ya kamata a zan share habfi lokacin zuwa lokacin

A ruhe murhu da kwarya ko tabarma, i don ana ruwa sai a ruhe shi da wata babbar roba ta sa ruwa.



A yi hankali :

- Kar a shafa ma murhu suminti saboda kar ya yi sawrin saki
- Kar abari sai murhu ya lalace kwata kwata sa'annan a ce a gyara shi
- Saboda rage bannar ice, yana da mahimmanci a :
 - Kashe wuta nan take baya an kare dahuwa, saura guntayen itatuwa sai a kashe su sa'annan sai a yi aiki da su dahuwa mai zuwa




- Ice guda biyu rak sun isa dahuwa
- A gina ma kowace tukunya murhunnta ballantana wadda aka hi aikin da ita

Murhu da ya ginu da kyau na cika ka'idodi kamar haka :



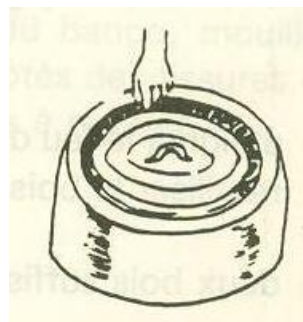
Siffa mai kyau da kuma tsawo daidai



Zaman duwatsun ukku daidai



Sararrin da ke tsakanin tukunya da fasa



Hilin da ke tsakanin tukunya da wuta



Kabrin gina



Kamar kofar da mizaninta

MURUFFAN ZAMANI NA LAKA KALA-KALA NE



Murhu zamani Albarka na tukunya biyu : baya da cin itatuwa kuma ba a kashe ko dalla sai sa farhin ka na damtse.



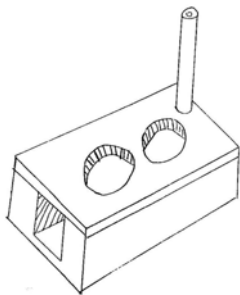
Murhun zamani albarka mai shapama (bututu) A gina shi cikin daki. Ana sayen shapama dabam da na albarka



Murhun zamani Albarka mai tukunya biyu. Muruffan na saman wata ya gina saboda ayi dahuwa a tsaye



Murhun zamani mai cin icce guda don dahuwa guda. Ana iya amfani kuma da tattakar karan hatsi ko garin katako. Ana iya amfani da gawayinda aka tono kasa ko kuma gawayi na itace ko kuma quntayen itace



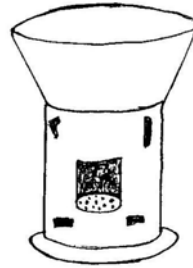
Murhun zamani kaya mai bututun hayaƙi. Tsada gare shi kuma yana da wuyar, yi amfani da tattali



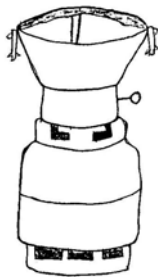
Murhun zamani dangin tukunyar laka (gasasshe) baya da tsada sai dai saurin fashewa



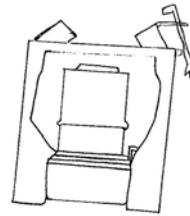
Murhun zamani na Toyé-Toyé
(kamar Kosai ko fanke)



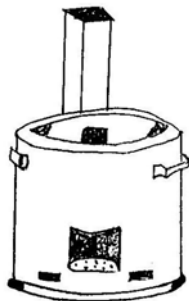
Murhun zamani
mai yi ma
kowace
tukunya. Shina
ba da wuyar
kerawa kuma
tsada gare shi



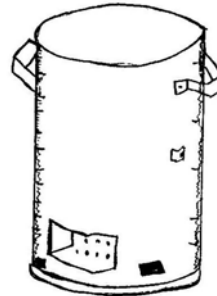
Murhu na Gaz
saurin dahuwa
kuma ba da
icce yake aidi
ba tsada gare
shi kuma yana
tare da hatsarin
cobara



Murhu na
kalanzir.
Amfanin shi
ba a aiki da
itatuwa shi
ma tsada a
akwai saboda
sayan kalazir



Murhun zamani mai sauƙi mai
bututun hayaƙi shi ma tsada
ke gare shi



Murhun zamani mai sauƙi
maƙera ke yin shi
waƙanda suka sami horo

RUBUCE – RUBUCEN DA AKA YI AMFANI DA SU WAJEN WALLAFA WANNAN LITTAHI

1. RAMATOU SAIDU :

Amfanin murhun zamani a cikin gundumar Tillaberi
(watan Afirulu 2003)

2. PUROJE MURHUN ZAMANI (CIFED) :

Littahin Ja-gorar gina Murhun Zamani kalar Albarka (Watan Agusta na 1987)